


DT: Power Steering Pressure (PSP) Sensor Introduction

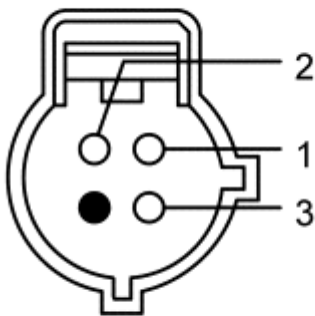
[DT: Pinpoint Tests](#) ➔

 **WARNING: CROWN VICTORIA POLICE INTERCEPTOR VEHICLES EQUIPPED WITH FIRE SUPPRESSION SYSTEM, REFER TO SECTION 419-03 FOR IMPORTANT SAFETY WARNINGS. FAILURE TO FOLLOW THESE INSTRUCTIONS MAY RESULT IN PERSONAL INJURY.**

This pinpoint test is intended to diagnose the following:

- PSP sensor (3K215)
- harness circuit(s): PSP, SIGRTN and VREF
- powertrain control module (PCM) (12A650)

Power Steering Pressure (PSP) Sensor Connector



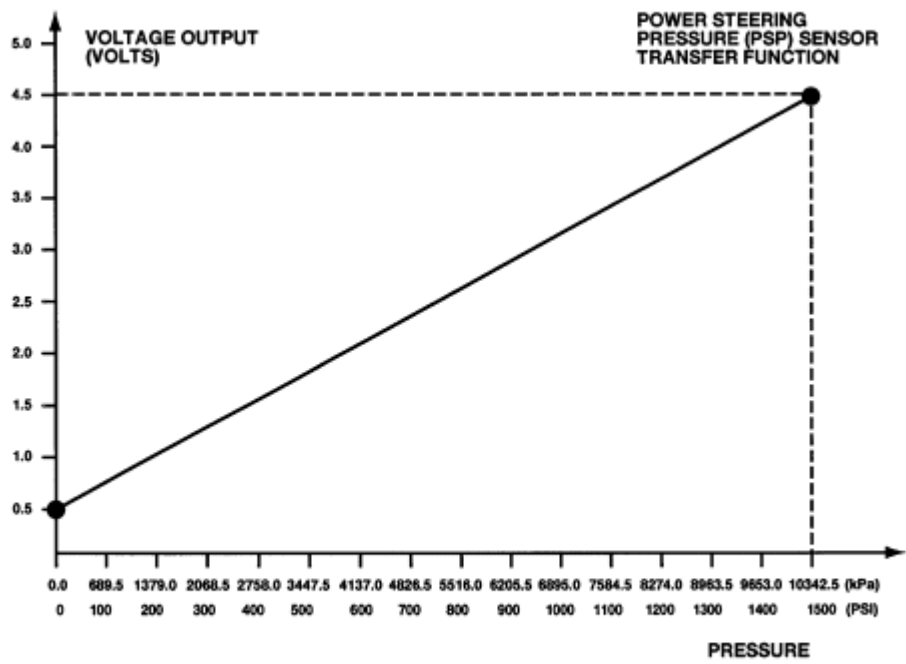
A0077539

Pin	Circuit
3	PSP (Power Steering Pressure)
1	SIGRTN (Signal Return)
2	VREF (Reference Voltage)

Powertrain Control Module (PCM) Connector

For PCM connector views or reference values, refer to [Section 6](#).

Vehicle	Connector	Pin	Circuit
F-Super Duty	170 Pin	E42	PSP
Focus	190-Pin	T29	PSP



AA0930-C

DT: Pinpoint Tests ➡